

Scaled data based on original data using
LM-79-08 Approved Method: Electrical and Photometric Measurements of Solid-
State Lighting Products

Test Report Prepared for
Cooper Lighting Solutions
(formerly Eaton)

Brand: INVUE

Report Number: P162317

Luminaire Tested: **EMM-E02-LED-E1-SL2-HSS**

Issue Date: 03/03/2020

Test Information

Test Method: LM-79-08
Report Number: P162317
REPORT IS SCALED FROM IESNA LM-79-08 TEST DATA (P33726)
Test Lab: INNOVATION CENTER-P3
Issue Date: 03/03/2020
Manufacturer: COOPER LIGHTING SOLUTIONS (FORMERLY EATON)
Product Line: INVUE
Catalog Number: EMM-E02-LED-E1-SL2-HSS
Description: EPIC MODERN MEDIUM DECORATIVE LED LUMINAIRE
(2) LIGHTBARS WITH AccuLED OPTICS - TYPE 2 W/ SPILL LIGHT CONTROL AND HOUSE SIDE SHIELD
Light Source: (42) 4000K CCT, 70 CRI LEDs
Ballast/Driver: -

Summary

Lumens per Lamp: N/A
Luminaire Lumens: 3486.6 lumens
Efficiency: N/A
Efficacy: 66.9 lumens/watt
Luminous Opening: Rectangular w/ Sides (W: 0.33' x L: 1' x H: 0.1')
IES Classification: Type II - Short - Non-Cutoff
BUG Rating: B0 - U0 - G1

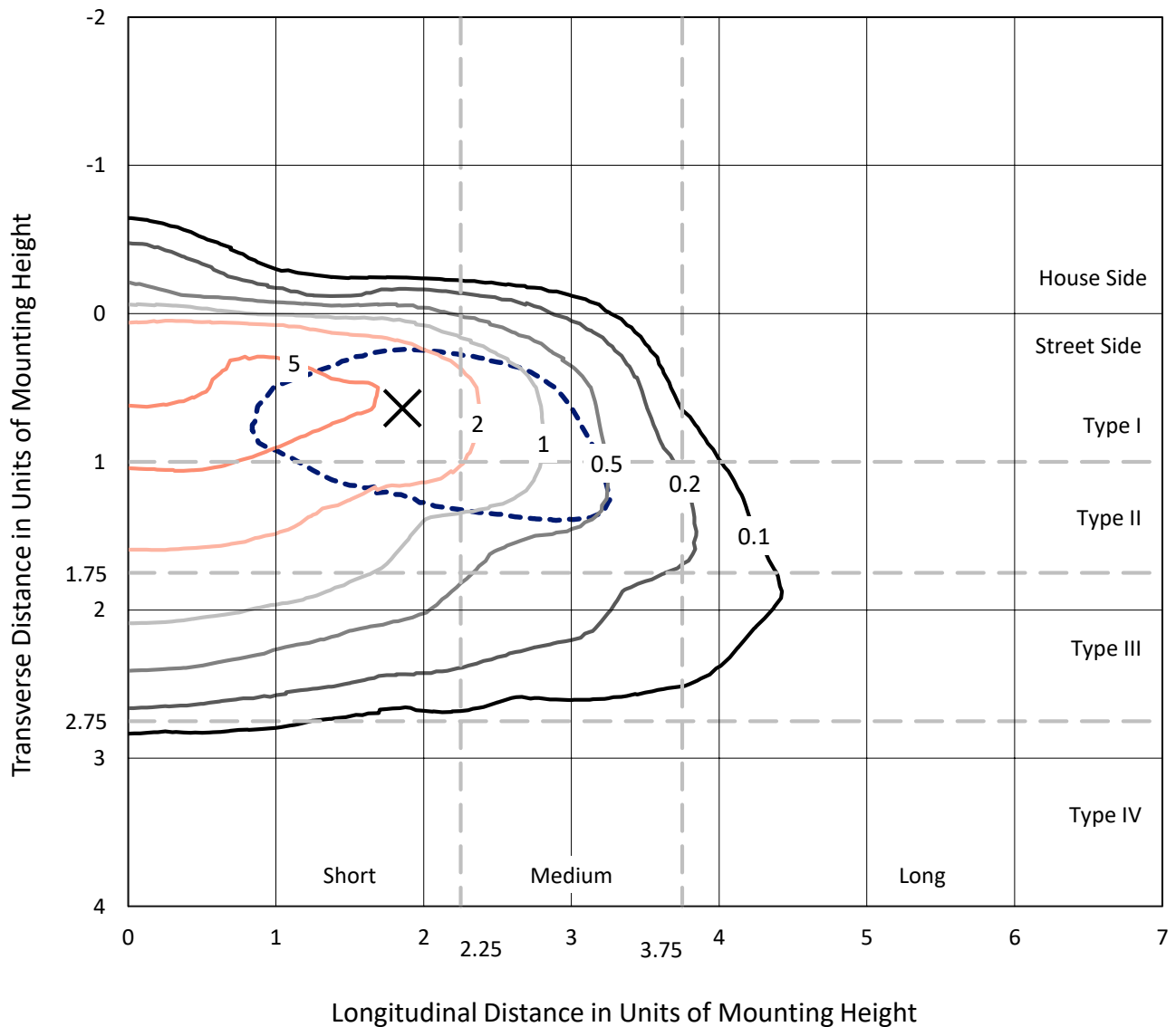
Input Watts (W): 52.1
Input Voltage (V): NR
Input Current (Ain): NR
Voltage Rise (V): NR
Power Factor: NR
Total Harmonic Distortion (THDi): NR
Frequency (hertz): 60
Stabilization Time: NR
Operation Time: NR
Ambient Temperature (°C): NR
Test Distance: 25 FT



REPORT NUMBER: P162317
 CATALOG NUMBER: EMM-E02-LED-E1-SL2-HSS

Iso-Footcandle Lines of Horizontal Illumination

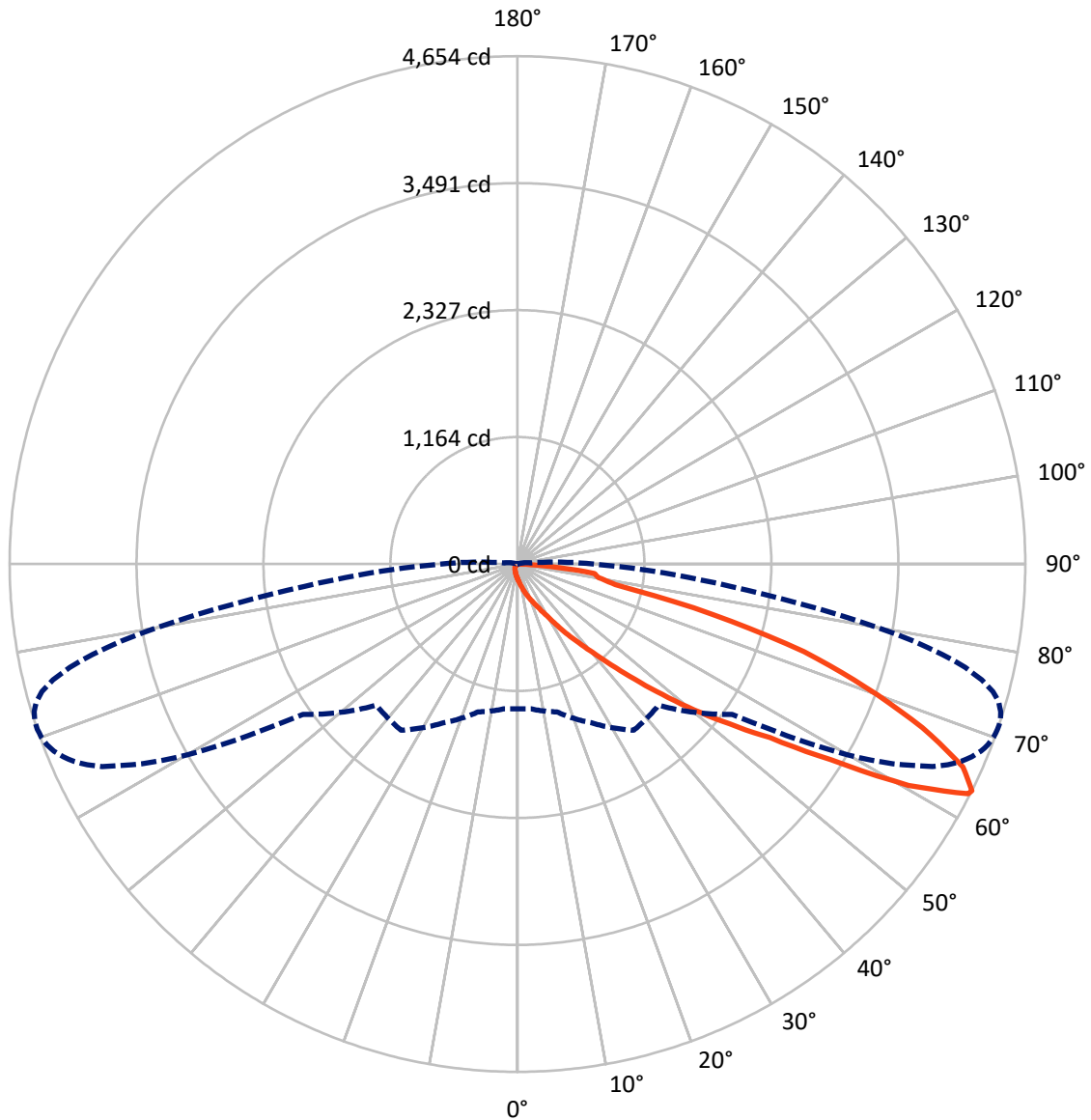
× Max cd
 - - - 1/2 Max cd



Based on 10 foot mounting height. Maximum calculated value = 7.3 fc
 Type II - Short - Non-Cutoff

REPORT NUMBER: P162317
CATALOG NUMBER: EMM-E02-LED-E1-SL2-HSS

Luminous Intensity Polar Plot



— Vertical Plane Through 71-Deg Lateral - - - Horizontal Cone Through 63-Deg Vertical

REPORT NUMBER: P162317

CATALOG NUMBER: EMM-E02-LED-E1-SL2-HSS

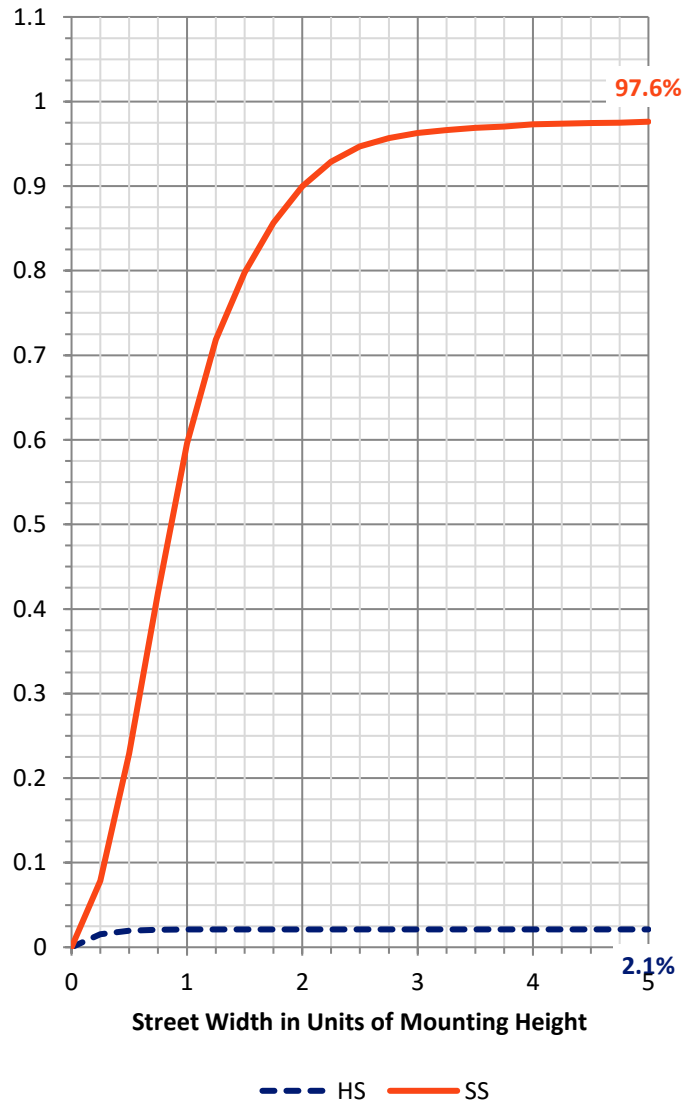
FLUX DISTRIBUTION:

		Downward	Upward	Total
House Side	Lumens	74.0	0.0	74.0
	% Fixture	2.1	0.0	2.1
Street Side	Lumens	3412.6	0.0	3412.6
	% Fixture	97.9	0.0	97.9
Total	Lumens	3486.6	0.0	3486.6
	% Fixture	100.0	0.0	100.0

ZONAL LUMENS:

Zone	Lumens	% Fixture
0°-10°	14.8	0.4
10°-20°	57.3	1.6
20°-30°	116.4	3.3
30°-40°	284.5	8.2
40°-50°	636.2	18.2
50°-60°	894.6	25.7
60°-70°	1052.0	30.2
70°-80°	379.9	10.9
80°-90°	50.8	1.5
90°-100°	0.0	0.0
100°-110°	0.0	0.0
110°-120°	0.0	0.0
120°-130°	0.0	0.0
130°-140°	0.0	0.0
140°-150°	0.0	0.0
150°-160°	0.0	0.0
160°-170°	0.0	0.0
170°-180°	0.0	0.0
0°-90°	3486.6	100.0
0°-180°	3486.6	100.0

Coefficient of Utilization



REPORT NUMBER: P162317

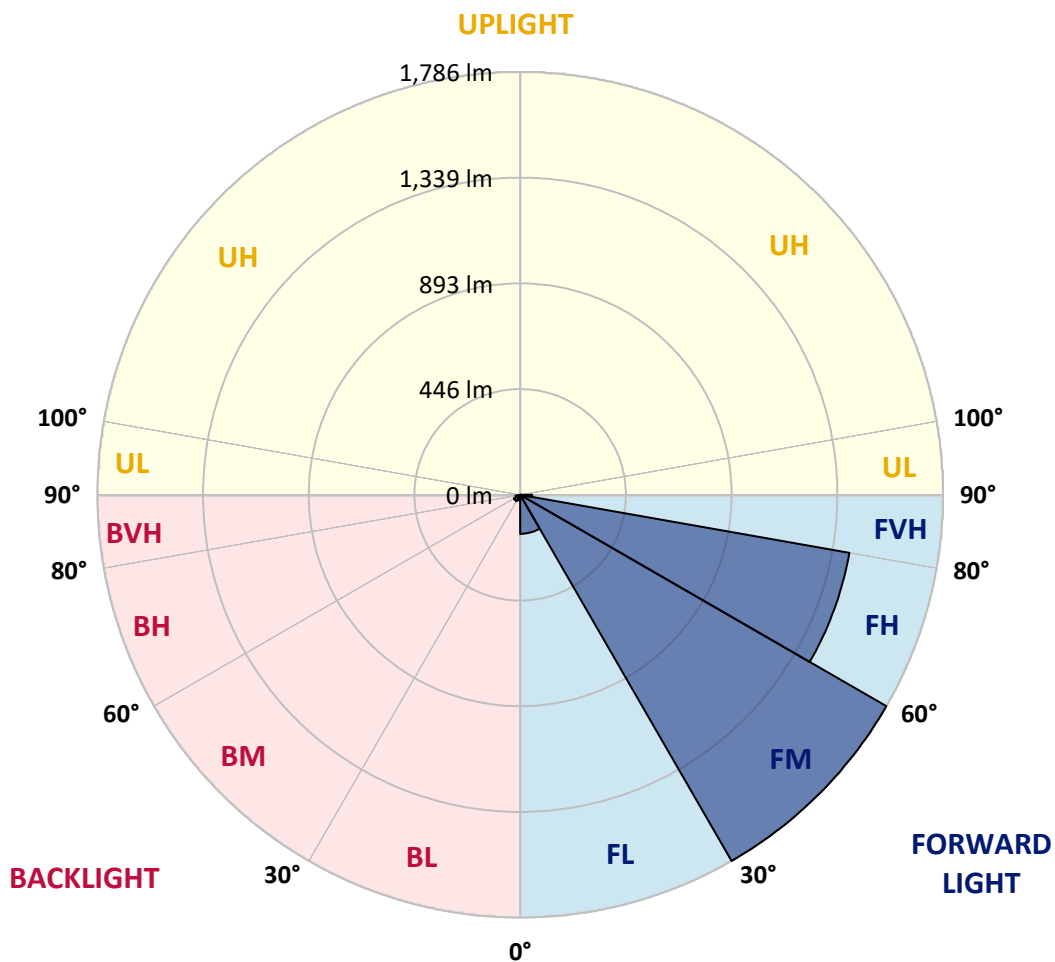
CATALOG NUMBER: EMM-E02-LED-E1-SL2-HSS

LUMINAIRE CLASSIFICATION SYSTEM LUMEN TABLE AND BUG RATING:

Zone	Lumens	% Fixture	Zone Rating/Lumen Limit		
			B	U	G
FL (0°-30°)	164.8	4.7			
FM (30°-60°)	1785.5	51.2			
FH (60°-80°)	1411.6	40.5			G1/1800
FVH (80°-90°)	50.7	1.5			G1/100
BL (0°-30°)	23.8	0.7	B0/110		
BM (30°-60°)	29.8	0.9	B0/220		
BH (60°-80°)	20.3	0.6	B0/110		G0/110
BVH (80°-90°)	0.1	0.0			G0/10
UL (90°-100°)	0.0	0.0		U0/0	
UH (100°-180°)	0.0	0.0		U0/0	

BUG Rating: B0-U0-G1

Type II Short





REPORT NUMBER: P162317

CATALOG NUMBER: EMM-E02-LED-E1-SL2-HSS

CANDELA DISTRIBUTION (FULL):

	0°	5°	15°	25°	35°	45°	55°	56°	57°	58°	59°
0°	133.7	133.7	133.7	133.7	133.7	133.7	133.7	133.7	133.7	133.7	133.7
2.5°	174.9	176.9	175.6	172.4	168.6	163.5	159.1	159.1	158.5	156.5	157.2
5°	229.5	230.1	227.5	219.9	213.0	202.2	190.1	188.9	187.6	185.7	185.1
7.5°	282.7	285.2	282.7	274.5	260.5	244.0	225.0	223.1	219.3	219.3	216.8
10°	337.2	337.2	334.7	325.1	312.5	289.0	264.9	261.8	257.3	256.1	252.3
12.5°	375.9	375.9	374.6	369.5	359.4	338.5	309.3	306.1	300.5	298.5	294.1
15°	391.1	391.1	391.7	396.1	396.8	387.3	356.9	354.3	348.6	343.5	341.7
17.5°	400.6	399.9	399.9	406.3	417.7	424.1	404.4	401.9	395.5	393.0	386.7
20°	421.5	420.3	416.4	416.4	427.2	449.4	449.4	448.7	441.8	439.9	436.7
22.5°	452.5	451.3	439.9	430.4	435.5	463.3	489.3	488.1	485.5	483.0	481.1
25°	503.3	498.8	479.2	451.3	446.9	476.7	519.7	522.9	524.8	524.8	526.1
27.5°	579.9	574.3	539.4	487.4	467.8	498.2	553.3	559.7	565.4	566.7	572.3
30°	686.5	676.3	626.3	550.2	505.2	529.9	602.8	609.7	618.0	620.5	629.4
32.5°	861.4	855.7	807.5	693.4	597.1	592.0	671.9	680.7	691.5	695.9	706.7
35°	1127.6	1128.9	1089.6	986.9	853.8	784.1	795.5	803.1	806.9	820.2	825.9
37.5°	1308.3	1311.4	1320.3	1279.7	1184.7	1113.7	1024.3	1032.5	1012.9	1014.8	1015.4
40°	1407.1	1417.3	1469.3	1508.5	1500.9	1459.7	1388.1	1392.5	1355.8	1347.5	1307.6
42.5°	1473.1	1486.3	1569.4	1691.1	1753.2	1790.6	1774.1	1772.2	1743.7	1732.9	1699.3
45°	1514.3	1526.3	1630.9	1810.3	1953.5	2062.5	2107.5	2112.6	2088.5	2077.7	2049.9
47.5°	1512.3	1526.3	1638.5	1854.6	2065.7	2240.0	2366.7	2373.1	2387.7	2378.2	2380.1
50°	1428.7	1442.0	1554.8	1779.2	2032.7	2321.1	2553.1	2573.4	2596.9	2612.7	2620.3
52.5°	1327.3	1336.8	1436.9	1649.9	1892.0	2287.5	2663.4	2698.3	2733.1	2762.9	2783.8
55°	1289.9	1300.7	1379.3	1556.1	1779.2	2146.8	2714.7	2766.1	2815.5	2864.3	2904.3
57.5°	1309.5	1319.7	1376.1	1511.7	1712.0	1998.5	2729.3	2809.2	2890.3	2969.5	3048.1
60°	1381.8	1392.5	1440.7	1552.9	1694.3	1912.9	2672.3	2804.7	2939.7	3077.9	3207.9
62.5°	1353.3	1357.7	1428.7	1625.1	1821.0	1840.1	2465.0	2650.1	2856.1	3069.1	3278.9
63°	1326.0	1331.1	1403.3	1605.5	1859.7	1829.3	2401.0	2596.2	2813.6	3043.1	3271.3
65°	1202.4	1203.0	1258.2	1417.9	1816.6	1848.3	2115.7	2302.1	2551.9	2826.9	3115.3
67.5°	897.5	893.1	946.3	1068.0	1426.1	1848.9	1815.9	1920.5	2094.2	2338.3	2596.9
70°	318.2	311.2	397.4	566.0	888.7	1512.3	1560.5	1567.5	1615.7	1747.5	1909.7
72.5°	103.3	105.2	126.8	207.3	409.5	1017.9	1412.8	1391.3	1378.6	1378.0	1399.5
75°	41.2	41.9	50.7	91.9	183.8	490.6	1237.3	1249.3	1253.7	1260.1	1267.1
77.5°	19.7	21.5	28.5	51.3	91.3	242.7	885.5	987.5	1045.9	1090.9	1118.1
80°	7.0	8.3	15.9	31.7	42.5	111.5	466.5	562.9	648.4	758.7	853.8
82.5°	0.0	0.0	3.2	22.2	23.5	45.0	191.4	224.4	256.7	332.7	427.2
85°	0.0	0.0	0.0	6.3	7.0	7.6	64.7	77.9	87.5	102.1	117.9
87.5°	0.0	0.0	0.0	0.0	0.0	0.0	0.7	1.9	3.8	9.5	14.6
90°	0.0	0.0	0.0	0.0	0.0	0.0	0.0	0.0	0.0	0.0	0.0



REPORT NUMBER: P162317

CATALOG NUMBER: EMM-E02-LED-E1-SL2-HSS

CANDELA DISTRIBUTION (continued):

	60°	61°	62°	64°	65°	66°	67°	68°	69°	70°	71°
0°	133.7	133.7	133.7	133.7	133.7	133.7	133.7	133.7	133.7	133.7	133.7
2.5°	155.9	155.3	155.3	154.0	153.4	152.1	151.5	149.6	148.9	148.9	148.9
5°	184.5	181.9	180.7	177.5	175.6	174.9	171.8	170.5	168.6	169.3	166.1
7.5°	216.1	211.7	209.8	205.3	204.1	199.7	198.4	195.2	193.3	189.5	188.3
10°	251.0	245.3	242.1	235.1	233.3	230.1	226.3	222.5	219.3	215.5	213.6
12.5°	290.9	285.9	283.3	273.8	269.4	264.9	259.9	254.8	249.7	246.5	242.1
15°	337.9	329.6	327.1	318.2	310.6	304.9	297.9	291.5	287.7	281.4	277.0
17.5°	384.1	375.9	373.9	360.7	352.4	348.6	341.0	332.7	325.8	319.5	312.5
20°	430.4	424.7	419.6	406.9	398.1	391.7	381.6	373.3	367.6	358.7	349.9
22.5°	476.7	470.9	467.1	453.8	445.6	436.7	427.9	419.0	410.7	399.9	389.8
25°	524.2	520.4	518.5	506.5	498.8	490.6	481.7	471.6	461.5	449.4	438.6
27.5°	573.6	574.9	571.1	568.5	560.3	554.6	540.7	533.7	526.1	511.5	498.2
30°	636.4	640.2	638.9	640.8	635.7	631.9	621.1	612.3	603.4	589.5	574.3
32.5°	715.6	720.7	723.2	730.2	727.7	726.4	723.2	710.5	704.2	680.1	673.8
35°	837.9	835.4	846.2	851.9	849.3	848.1	844.3	837.3	829.7	812.6	796.7
37.5°	997.0	999.5	1003.4	991.9	984.3	983.7	972.3	965.3	954.5	935.5	916.5
40°	1288.6	1272.7	1255.0	1206.8	1185.9	1173.9	1140.3	1130.8	1112.4	1086.4	1066.7
42.5°	1667.6	1651.8	1598.5	1518.1	1474.9	1415.3	1388.1	1354.5	1328.5	1286.1	1263.3
45°	2044.1	1998.5	1992.1	1898.3	1845.1	1766.5	1717.7	1661.3	1602.3	1546.6	1506.0
47.5°	2361.7	2351.5	2320.5	2263.5	2214.0	2148.1	2085.3	1998.5	1937.7	1858.4	1785.5
50°	2615.9	2615.2	2603.8	2570.9	2529.7	2476.4	2421.3	2347.7	2278.7	2181.7	2103.7
52.5°	2806.0	2816.1	2819.9	2809.8	2794.0	2747.1	2719.2	2657.7	2599.4	2517.0	2432.7
55°	2945.5	2982.9	3001.9	3023.4	3019.0	3002.5	3001.2	2961.3	2934.7	2869.4	2809.8
57.5°	3117.9	3179.3	3238.3	3342.9	3346.7	3383.5	3402.5	3421.5	3426.5	3400.5	3380.9
60°	3337.2	3462.7	3574.2	3792.9	3849.9	3939.9	3998.3	4061.7	4115.5	4119.9	4118.7
62.5°	3491.8	3685.1	3865.1	4189.7	4300.6	4404.5	4482.5	4544.0	4581.4	4619.4	4637.2
63°	3496.3	3707.9	3899.4	4234.1	4350.7	4449.5	4523.7	4580.7	4620.1	4642.9	4654.3
65°	3389.1	3645.9	3874.0	4207.4	4317.1	4416.6	4455.3	4492.7	4511.7	4520.5	4486.9
67.5°	2872.5	3123.5	3389.8	3762.5	3856.3	3975.5	4007.1	4026.1	4035.0	4033.1	4004.6
70°	2148.1	2358.5	2654.5	3080.5	3204.7	3321.3	3393.6	3424.7	3434.8	3431.6	3389.1
72.5°	1499.7	1623.3	1867.3	2341.4	2510.7	2660.2	2749.6	2795.9	2805.4	2786.3	2747.1
75°	1259.5	1265.8	1320.9	1580.1	1738.6	1898.3	1999.1	2028.3	2009.3	1951.6	1851.5
77.5°	1124.4	1138.4	1138.4	1177.1	1208.1	1252.5	1262.0	1191.0	1108.6	1002.1	915.9
80°	943.1	991.9	1026.2	1054.7	1057.9	1049.0	1025.5	985.6	922.3	841.1	751.1
82.5°	573.0	669.3	708.6	855.7	927.9	976.7	972.9	919.7	871.5	787.2	710.5
85°	144.5	155.9	169.3	219.9	246.5	301.1	335.3	351.1	356.9	327.7	296.7
87.5°	13.9	9.5	15.9	12.1	17.1	12.7	17.1	15.9	19.7	20.9	22.8
90°	0.0	0.0	0.0	0.0	0.0	0.0	0.0	0.0	0.0	0.0	0.0



REPORT NUMBER: P162317

CATALOG NUMBER: EMM-E02-LED-E1-SL2-HSS

CANDELA DISTRIBUTION (continued):

	72°	73°	74°	75°	76°	77°	78°	79°	80°	81°	82°
0°	133.7	133.7	133.7	133.7	133.7	133.7	133.7	133.7	133.7	133.7	133.7
2.5°	147.7	147.1	146.4	145.8	145.1	144.5	143.3	143.3	142.0	141.3	140.7
5°	164.1	162.9	162.3	161.0	159.1	157.8	155.9	153.4	151.5	150.9	149.6
7.5°	185.1	181.9	180.7	178.7	176.2	172.4	169.9	168.0	164.8	162.9	159.1
10°	208.5	205.3	201.5	197.7	193.9	189.5	186.3	183.8	178.7	176.2	171.8
12.5°	238.3	232.6	228.2	223.1	218.1	213.0	209.2	201.5	197.1	191.4	187.6
15°	268.7	263.7	258.6	252.3	244.7	236.4	232.6	225.7	219.9	211.1	206.0
17.5°	305.5	296.0	288.4	280.8	273.8	266.2	258.6	247.8	239.6	232.0	221.9
20°	341.7	330.2	322.0	311.9	301.7	289.7	280.8	273.2	261.8	251.7	240.9
22.5°	380.3	368.9	355.6	345.5	331.5	322.0	309.9	297.3	285.9	272.5	259.3
25°	427.2	415.1	399.9	386.7	370.8	357.5	342.9	328.3	314.4	299.2	282.1
27.5°	484.9	472.2	455.7	439.9	419.0	402.5	388.5	368.9	351.1	332.1	312.5
30°	557.8	543.9	523.5	500.7	479.8	461.5	441.8	415.8	396.1	373.3	348.0
32.5°	652.9	636.4	609.1	587.6	561.6	537.5	510.3	484.3	456.3	426.6	397.4
35°	772.7	757.5	725.7	694.1	665.5	637.0	602.8	573.0	533.7	497.5	460.2
37.5°	896.9	869.6	840.5	806.3	770.7	736.5	694.7	653.5	608.5	569.2	522.3
40°	1038.9	1005.9	981.8	945.1	895.0	846.2	807.5	756.2	699.7	647.1	592.0
42.5°	1233.5	1196.7	1153.6	1097.8	1061.7	1004.7	954.5	893.7	819.5	760.6	694.1
45°	1458.5	1408.4	1366.5	1312.7	1268.9	1197.9	1139.7	1058.5	984.3	907.0	825.9
47.5°	1715.2	1653.1	1592.2	1538.9	1469.3	1399.5	1325.3	1239.1	1144.1	1059.1	962.8
50°	2009.9	1921.8	1837.5	1769.1	1673.3	1592.9	1512.3	1415.3	1310.1	1212.5	1102.9
52.5°	2337.6	2235.5	2124.0	2018.8	1907.9	1804.5	1707.5	1596.0	1478.7	1359.6	1237.3
55°	2733.1	2656.4	2525.2	2391.5	2243.1	2105.0	1980.1	1841.9	1699.3	1542.7	1414.1
57.5°	3352.4	3315.0	3205.3	3071.6	2878.3	2710.3	2498.6	2329.3	2122.7	1907.2	1741.1
60°	4191.6	4145.3	4083.8	3975.5	3822.1	3593.9	3360.6	3097.6	2783.2	2484.7	2201.3
62.5°	4639.1	4622.6	4572.5	4497.7	4354.5	4174.5	3939.3	3650.3	3295.3	2932.8	2571.5
63°	4652.4	4631.5	4588.4	4512.3	4386.2	4211.9	3981.1	3700.3	3353.0	2983.5	2614.6
65°	4472.4	4464.1	4420.4	4337.4	4251.1	4118.1	3939.3	3697.8	3406.3	3057.0	2690.0
67.5°	3966.6	3941.9	3874.7	3849.3	3789.1	3696.5	3560.3	3394.2	3185.7	2911.2	2594.3
70°	3354.9	3318.1	3233.9	3188.9	3115.3	3057.0	2974.0	2855.5	2726.8	2535.3	2298.9
72.5°	2706.5	2630.5	2553.1	2435.9	2333.1	2229.2	2137.3	2053.7	1912.3	1835.0	1655.6
75°	1757.7	1619.5	1487.0	1309.5	1149.8	1008.5	870.9	801.2	656.0	597.1	512.8
77.5°	834.1	756.8	652.9	572.3	469.7	383.5	313.1	235.1	184.5	144.5	110.3
80°	673.1	607.9	545.1	472.2	394.9	315.0	241.5	180.7	128.1	88.7	62.7
82.5°	600.3	529.3	451.9	401.9	349.3	285.9	234.5	191.4	141.3	103.3	70.3
85°	233.3	196.5	151.5	123.6	96.3	79.2	71.6	49.5	38.7	30.4	23.5
87.5°	20.3	16.5	13.3	8.9	9.5	5.1	5.7	3.8	3.2	3.2	2.5
90°	0.0	0.0	0.0	0.0	0.0	0.0	0.0	0.0	0.0	0.0	0.0



REPORT NUMBER: P162317

CATALOG NUMBER: EMM-E02-LED-E1-SL2-HSS

CANDELA DISTRIBUTION (continued):

	83°	84°	85°	86°	87°	88°	89°	90°	95°	105°	115°
0°	133.7	133.7	133.7	133.7	133.7	133.7	133.7	133.7	133.7	133.7	133.7
2.5°	140.1	139.5	138.8	137.5	137.5	136.3	135.7	135.0	131.9	124.9	119.1
5°	147.1	145.8	144.5	142.6	141.3	139.5	138.2	136.3	129.3	116.0	104.6
7.5°	157.2	154.7	152.7	148.9	147.1	144.5	142.6	139.5	128.1	107.7	91.9
10°	169.3	164.8	161.6	157.2	153.4	150.2	147.1	142.6	126.8	98.9	80.5
12.5°	183.8	178.7	172.4	167.3	162.3	157.8	153.4	147.7	124.9	91.3	71.6
15°	198.4	190.8	186.3	179.4	172.4	166.1	159.7	154.7	125.5	83.0	64.0
17.5°	214.9	207.3	197.7	190.1	182.5	174.3	166.7	156.5	122.3	76.7	58.3
20°	230.7	219.9	211.1	201.5	190.8	180.7	171.1	162.3	119.8	70.3	53.3
22.5°	247.8	235.1	223.7	211.7	198.4	187.0	175.6	164.1	115.3	64.7	48.8
25°	268.7	254.2	237.7	223.1	209.2	195.2	180.7	166.7	110.9	59.6	45.7
27.5°	294.1	275.1	258.6	240.2	220.6	202.8	187.0	171.8	106.5	55.8	42.5
30°	326.4	304.3	280.8	257.3	236.4	216.1	193.9	174.9	102.1	52.0	39.3
32.5°	369.5	341.7	313.1	285.9	258.0	232.0	208.5	183.8	99.5	48.8	36.1
35°	426.6	390.5	355.6	321.3	287.7	256.1	225.7	197.7	99.5	45.0	32.3
37.5°	480.5	438.6	394.3	351.8	311.9	275.1	238.9	205.3	94.5	41.9	29.1
40°	538.7	488.7	436.7	386.7	338.5	292.9	251.7	213.0	90.0	38.0	26.0
42.5°	628.1	564.7	496.9	438.6	380.9	324.5	273.2	227.5	84.3	34.2	22.8
45°	745.4	664.9	585.1	514.1	440.5	371.4	310.6	254.2	83.0	31.1	19.7
47.5°	870.9	775.8	682.0	591.4	505.2	424.7	351.8	283.9	83.0	27.9	17.1
50°	995.7	876.6	776.5	671.3	574.3	479.2	392.3	315.0	83.7	25.3	13.9
52.5°	1108.6	981.2	869.0	747.3	640.2	529.9	435.5	345.5	82.4	22.2	11.4
55°	1265.1	1115.5	985.6	851.3	725.7	601.5	494.4	391.1	83.0	19.7	9.5
57.5°	1553.5	1378.0	1221.4	1045.2	900.7	740.3	610.4	484.9	90.7	16.5	7.0
60°	1967.5	1739.3	1519.3	1304.5	1120.6	929.9	761.3	613.5	106.5	13.3	5.1
62.5°	2245.7	1947.1	1684.7	1447.7	1234.1	1034.4	850.6	682.7	117.3	10.8	3.2
63°	2274.2	1965.5	1701.9	1457.2	1239.1	1039.5	854.4	687.7	117.9	10.1	3.2
65°	2328.1	1997.2	1711.4	1459.1	1234.1	1032.5	851.9	687.1	119.1	8.3	2.5
67.5°	2266.6	1948.4	1656.2	1404.6	1189.7	991.3	820.2	661.7	118.5	5.7	1.9
70°	2027.0	1763.3	1506.7	1272.1	1076.9	897.5	746.7	603.4	109.0	3.8	1.3
72.5°	1488.3	1308.9	1109.9	940.6	811.3	673.8	574.9	453.2	84.3	2.5	0.7
75°	441.1	401.9	337.9	297.9	263.1	217.4	193.3	150.9	43.1	1.3	0.0
77.5°	88.1	79.9	71.6	65.3	61.5	52.6	50.1	41.2	17.7	0.7	0.0
80°	46.3	38.0	32.3	28.5	24.7	20.3	17.1	13.9	3.2	0.0	0.0
82.5°	44.4	29.8	21.5	17.7	15.2	12.1	9.5	7.0	1.9	0.0	0.0
85°	16.5	12.7	9.5	7.6	6.3	5.7	4.5	3.8	0.0	0.0	0.0
87.5°	2.5	1.9	1.9	1.3	1.3	0.7	0.7	0.7	0.0	0.0	0.0
90°	0.0	0.0	0.0	0.0	0.0	0.0	0.0	0.0	0.0	0.0	0.0



REPORT NUMBER: P162317

CATALOG NUMBER: EMM-E02-LED-E1-SL2-HSS

CANDELA DISTRIBUTION (continued):

	125°	135°	145°	155°	165°	175°	180°
0°	133.7	133.7	133.7	133.7	133.7	133.7	133.7
2.5°	113.5	108.4	105.9	102.7	102.7	102.1	103.3
5°	94.5	87.5	82.4	78.6	79.2	77.3	77.9
7.5°	79.9	72.9	68.5	65.9	65.3	64.7	64.7
10°	69.1	62.7	58.9	57.1	56.4	56.4	56.4
12.5°	61.5	55.1	52.0	50.7	50.7	50.1	50.1
15°	55.1	50.1	46.9	45.7	45.7	45.0	45.7
17.5°	50.1	45.0	42.5	41.2	41.2	40.5	40.5
20°	45.7	41.2	38.7	36.7	36.7	36.1	36.7
22.5°	41.9	37.4	34.2	32.9	32.3	31.7	32.3
25°	38.0	33.6	30.4	28.5	27.9	27.9	27.3
27.5°	34.9	30.4	26.6	24.7	24.1	24.1	23.5
30°	31.7	26.6	22.8	20.9	20.3	20.3	20.3
32.5°	28.5	22.8	19.7	17.7	17.1	17.1	17.1
35°	25.3	19.7	16.5	14.6	13.9	13.9	13.9
37.5°	21.5	16.5	12.7	11.4	10.8	10.1	10.1
40°	18.4	12.7	9.5	8.3	7.0	7.0	7.0
42.5°	15.2	10.1	7.0	5.1	4.5	3.8	4.5
45°	12.7	7.6	4.5	2.5	1.9	1.9	1.9
47.5°	10.1	5.1	1.9	0.7	0.7	0.7	0.7
50°	7.6	3.2	0.7	0.0	0.0	0.7	0.7
52.5°	5.7	1.9	0.0	0.0	0.0	0.0	0.0
55°	3.2	0.7	0.0	0.0	0.0	0.0	0.0
57.5°	1.9	0.0	0.0	0.0	0.0	0.0	0.0
60°	1.3	0.0	0.0	0.0	0.0	0.0	0.0
62.5°	0.7	0.0	0.0	0.0	0.0	0.0	0.0
63°	0.7	0.0	0.0	0.0	0.0	0.0	0.0
65°	0.7	0.0	0.0	0.0	0.0	0.0	0.0
67.5°	0.0	0.0	0.0	0.0	0.0	0.0	0.0
70°	0.0	0.0	0.0	0.0	0.0	0.0	0.0
72.5°	0.0	0.0	0.0	0.0	0.0	0.0	0.0
75°	0.0	0.0	0.0	0.0	0.0	0.0	0.0
77.5°	0.0	0.0	0.0	0.0	0.0	0.0	0.0
80°	0.0	0.0	0.0	0.0	0.0	0.0	0.0
82.5°	0.0	0.0	0.0	0.0	0.0	0.0	0.0
85°	0.0	0.0	0.0	0.0	0.0	0.0	0.0
87.5°	0.0	0.0	0.0	0.0	0.0	0.0	0.0
90°	0.0	0.0	0.0	0.0	0.0	0.0	0.0

(END OF REPORT)